

$$10.1 \quad A_f = \frac{A}{1 + A\beta} = 100$$

$$\Rightarrow A\beta = \frac{10^4}{100} - 1 = 99$$

$$\Rightarrow \beta = \frac{99}{10^4} = 9.9 \times 10^{-3}$$

If $A = 10^3$, then

$$A_f = \frac{10^3}{1 + 10^3 \times 9.9 \times 10^{-3}} = 91.74$$

$$\frac{\Delta A_f}{A_f} = \frac{91.74 - 100}{100} = -8.26\%$$

10.7 A: 5 mV \rightarrow 10 V \Rightarrow

$$A = \frac{10}{5 \text{ m}} = 2000 \text{ i.e. } 66 \text{ dB}$$

A_f : 200 mV \rightarrow 10 V \Rightarrow

$$A_f = \frac{10}{200 \text{ m}} = 50 \text{ i.e. } 34 \text{ dB}$$

$$A_f = \frac{A}{1 + A\beta} = \frac{2000}{1 + 2000\beta} = 50$$

$$\Rightarrow 1 + 2000\beta = 40$$

$$\beta = 0.0195, \text{ i.e. } -34.2 \text{ dB}$$

$$A\beta = 2000 \times 0.0195 = 39, \text{ i.e. } 31.8 \text{ dB}$$

$$1 + A\beta = 40, \text{ i.e. } 32 \text{ dB}$$

$$10.10 \quad A_f = 25; \frac{\partial A_f}{A_f} = 1\%; \frac{\partial A}{A} = 10\%$$

$$\frac{\partial A_f}{A_f} = \frac{1}{1 + A\beta} \cdot \frac{\partial A}{A} \Rightarrow 1 = \frac{10}{1 + A\beta} \Rightarrow A\beta = 9$$

Since

$$A_f = \frac{A}{1 + \beta A} \Rightarrow 25 = \frac{A}{1 + 9} \rightarrow A = 250 \text{ V/V}$$

$$\text{thus } \beta = \frac{9}{250} = 0.036$$

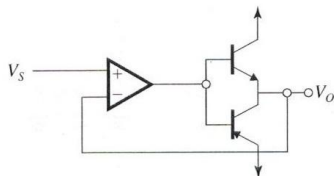
$$10.16 \quad A_f = \frac{A}{1 + A\beta} = 10$$

$$\rightarrow 10 = \frac{1000}{1 + A\beta} \Rightarrow (1 + A\beta) = 100$$

$$f'_L = f_L / (1 + A\beta) = 100 / 100 = 1 \text{ Hz}$$

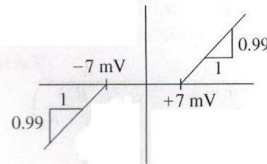
$$f'_H = f_H \times (1 + A\beta) = 10 \text{ K} \times 100 = 1 \text{ MHz}$$

10.22



Dead band will be narrowed by the factor $1 + A\beta = 1 + A$ since $\beta = 1$ and since $A \gg 1$, $1 + A \rightarrow A$

$$\therefore \text{new limits are } \pm \frac{0.7}{A} = \pm \frac{0.7}{100} = \pm 7 \text{ mV}$$



$$\text{New slope} = \text{gain} = A_f = \frac{A}{1 + A}$$

$$\Rightarrow \frac{100}{1 + 100} = 0.99$$

10.23 $A_2 = \frac{A_1}{10}$, we want after feed-back

$$1.1 \times A_{f2} = A_{f1} \quad A_{f1} = \frac{A_1}{1 + \beta A_1} \text{ and}$$

$$A_{f2} = \frac{A_2}{1 + \beta A_2} \Rightarrow \frac{A_{f1}}{A_{f2}} = \frac{A_1}{A_2} \left(\frac{1 + \beta A_2}{1 + \beta A_1} \right)$$

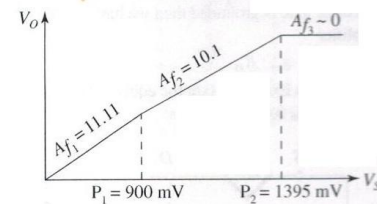
$$1.1 = \frac{1000}{100} \left(\frac{1 + \beta \cdot 100}{1 + \beta \cdot 1000} \right) \rightarrow \beta = 0.089$$

$$\text{Then: } A_{f1} = \frac{10^3}{1 + 0.089 \times 10^3} = 11.11 \text{ V/V}$$

$$A_{f2} = \frac{100}{1 + 0.089 \times 100} = 10.1$$

$$A_{f1} / A_{f2} = 1.1$$

Part II. Curve intersection point



in open crop case:

$$Q_1 = 10 \text{ mV}, A_1 = 1000$$

$$Q_2 = 60 \text{ mV}, A_2 = 100 \text{ from Part I.}$$

$$A_3 = 0$$

$$\beta = 0.089$$

in close case

$$P_1 = Q_1(1 + A \cdot \beta) = 10 \text{ mV} \times (1 + 0.089 \times 1000)$$

$$= 900 \text{ mV}$$

$$= 900 \text{ mV} + 50 \text{ mV} \times 9.9$$

$$= 1395 \text{ mV}$$